

# HF 500

Grid 4,50  
Spring travel 5,00 mm

## Technical Data

Minimum grid distance:	4,50 mm
Maximum spring travel:	5,00 mm
Recommended lifting height:	80%
Spring force at 4/5 spring travel:	3 N
E-value (collar height) defines the installation height	2 mm
Rated current:	2-3 A
Contact resistance:	<20 mΩ
Pin housing:	Brass, gold-plated
Barrel:	Brass, gold-plated
Spring:	Steel, gold-plated
Piston:	BeCu, gold-plated

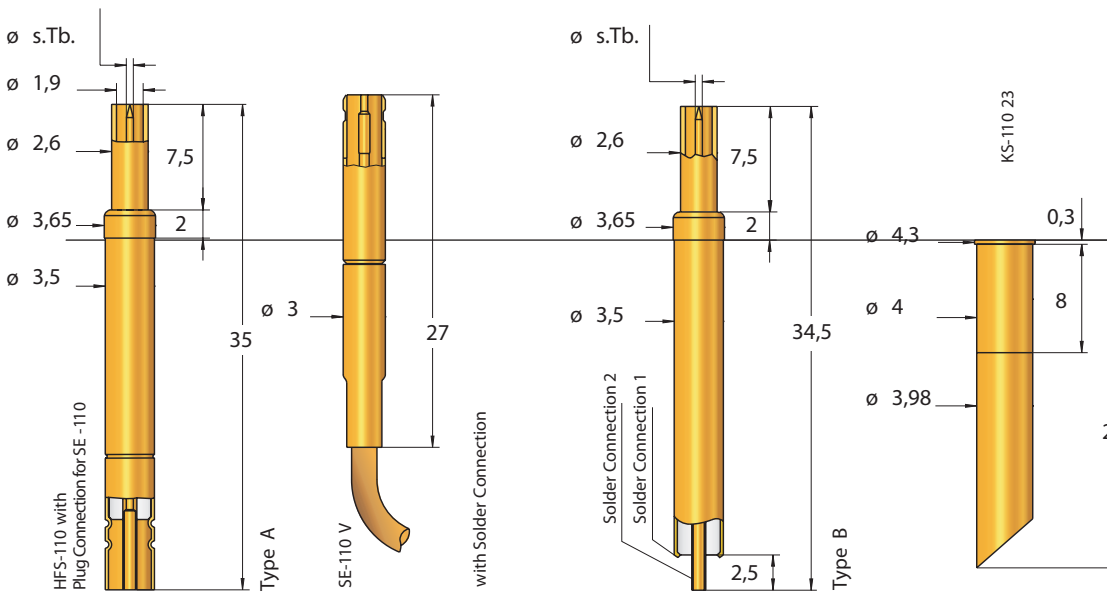








Figure	Type	ø(mm)	Electro- plating
--------	------	-------	------------------

### Available Head shapes Inner Conductor

	SP	0,50 1,15	A A
	FL	0,50	A
	IK	1,15	A
	KR	1,15	A
	RD	1,15	A
	RI	1,5	A

### Available Head shapes Outer Plunger




Alternative Head shapes are available.

### Sample Order:

Series	Head Shape	Ø Head	Electroplating	Lifting Height	Spring Pin	Collar Height
FS 254	FL	20	A	50	15	10

